

2003 Distributed Energy Peer Review

*Making the Business Case for
Distributed Energy -
An Economic Analysis*

December 2, 2003

Richard Scheer
Vice President, Energetics, Inc.
Washington, DC

Purposes

- Economic analysis that shows the business case and potential benefits
- Case study of a real utility feeder with well-documented assumptions
- Scenarios address business-as-usual, improved market conditions for DER, and advanced DER technologies

- Tell the “DER story”
- Address comments about DER “hype”
- Use to explain DOE programs and priorities
- Not a technology analysis

Analysts

- **Utility Perspective**
 - Distributed Utility Associates
- **Customer Perspective**
 - Gas Technology Institute
- **Coordination&Integration**
 - Energetics, Inc.

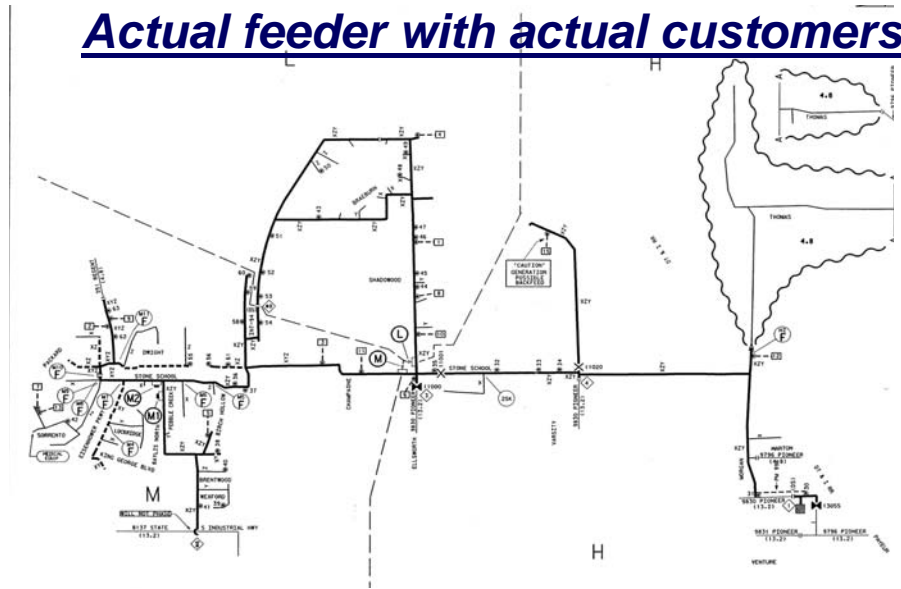
Technical Advisors

- **American Electric Power**
- **DTE Technology**
- **EEA, Inc.**

- 1/3 commercial; 2/3 light industrial
- 16 MW rating 12 MW coincident peak load
- Load growth
 - 4%/yr 2002-2006
 - 3%/yr 2007-2011
 - 2%/yr 2012-2015
- Upgrade factor 50%
- No installed DER

Detroit Edison - Ann Arbor Michigan

Actual feeder with actual customers

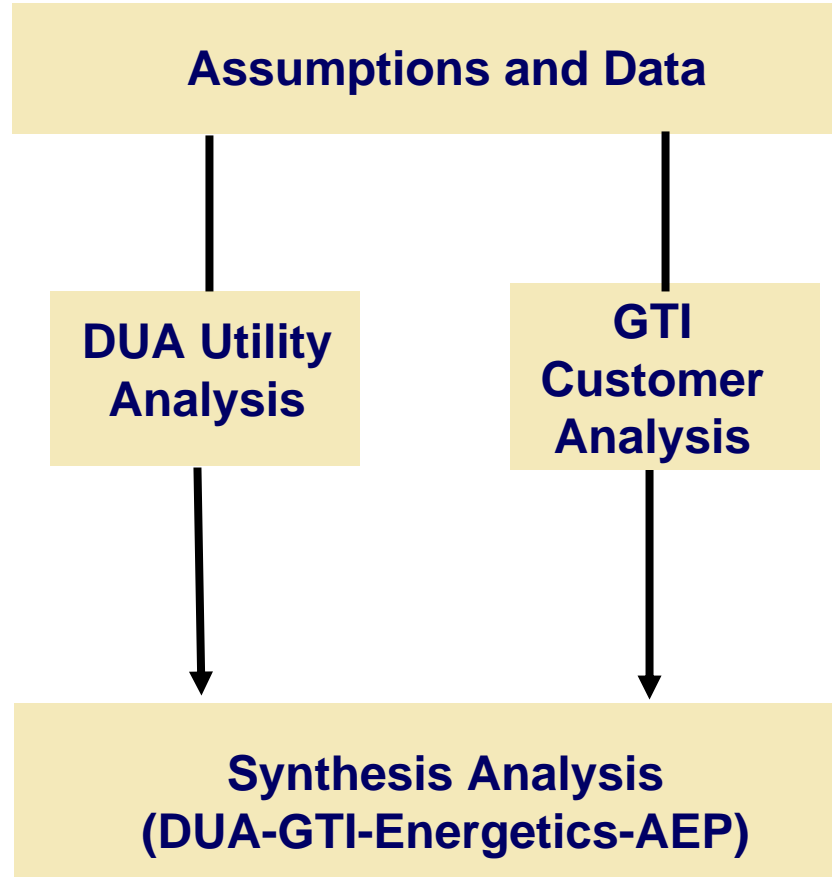


Pioneer Substation and Circuit 9796

Detroit Edison – Key Characteristics

- **Supply Mix: 15+GW coal; 1GW nuclear; 1GW pumped storage**
- **2.3 cents/kWh on-peak; 2.0 cents/kWh off-peak**
- **\$13.08/kW/month demand charge**
- **\$403/kW for T&D upgrades**

Economic Analysis Flowchart

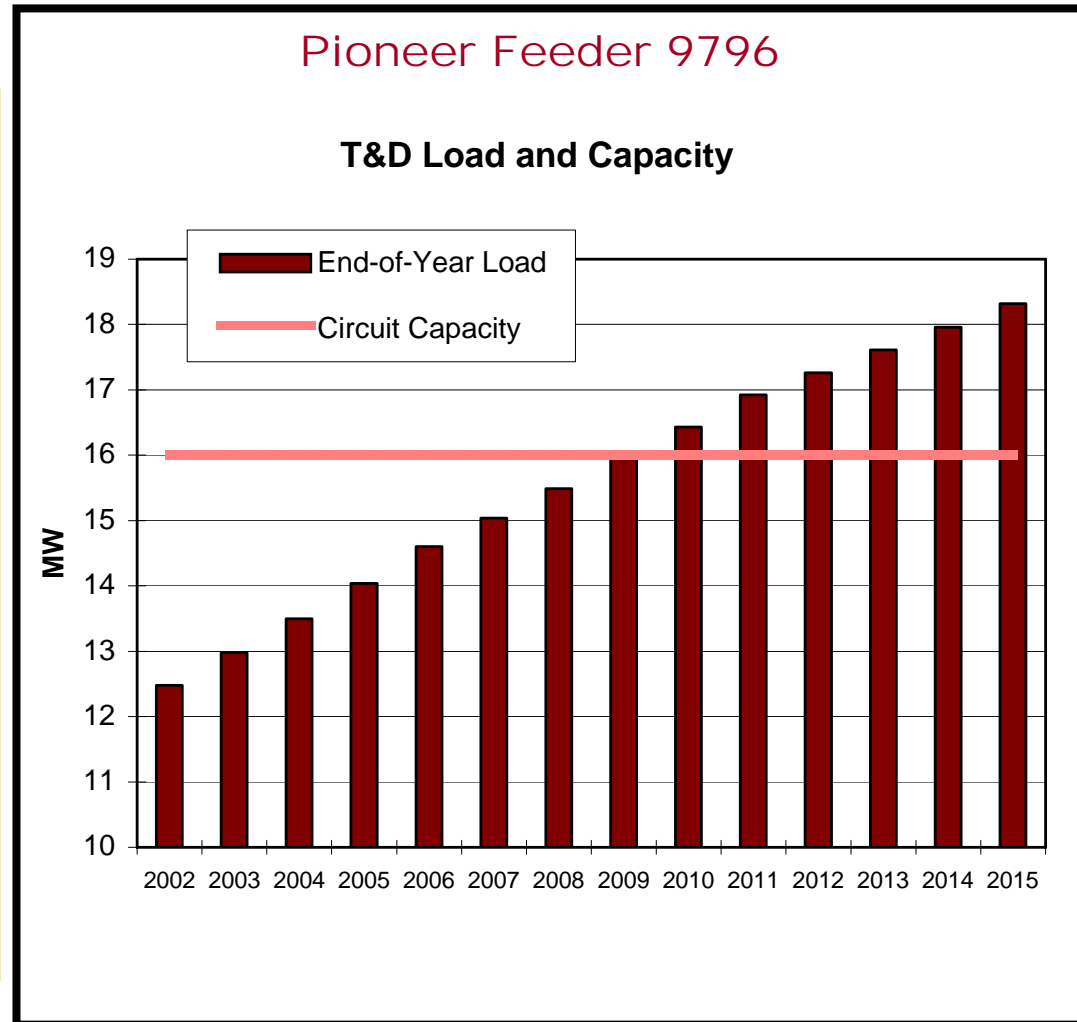


Scenarios and Assumptions

Business as Usual	<ul style="list-style-type: none">▪ Today's interconnection, siting, and permitting issues▪ Today's electricity pricing policies▪ Today's distributed energy technologies
Improved Business Rules	<ul style="list-style-type: none">▪ Utility DER is accepted practice▪ Uniform interconnection standards▪ Streamlined siting and permitting▪ Locational demand charges▪ Today's distributed energy technologies
Improved Business Rules and Advanced Technologies	<ul style="list-style-type: none">▪ Improved business rules, plus▪ Distributed energy technologies achieve cost, reliability, efficiency, emissions goals

Key Points

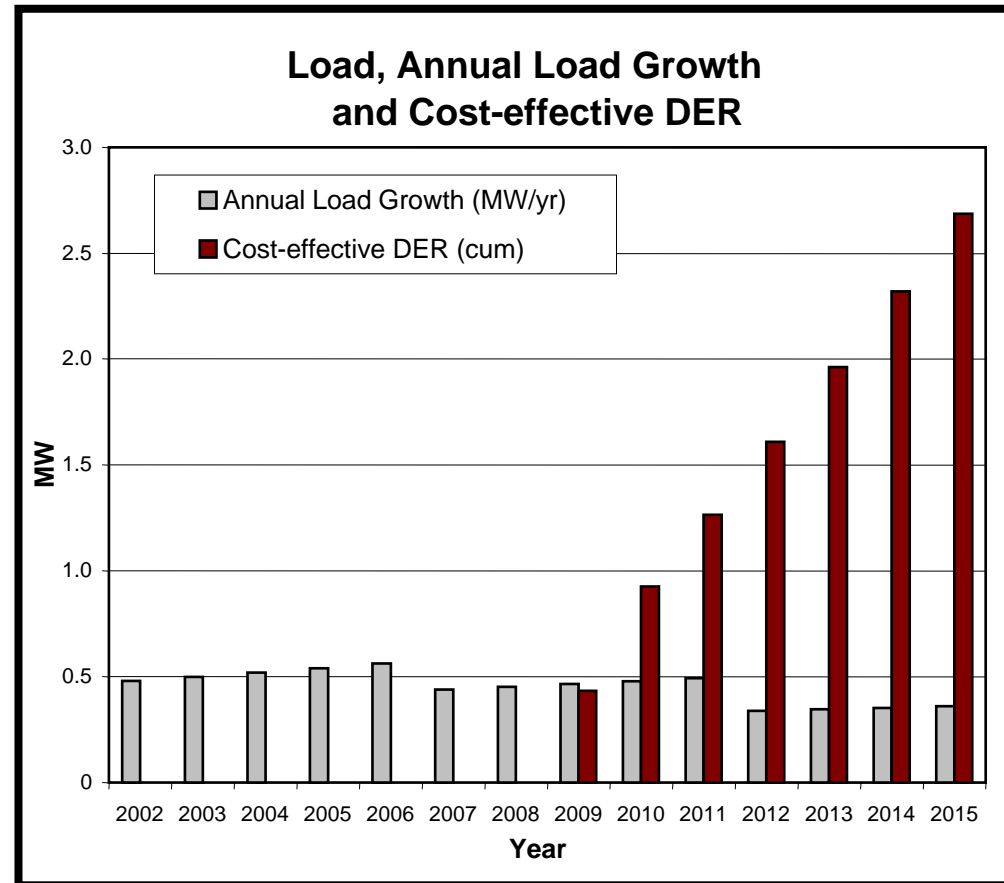
- Without regulatory permission utilities will opt for familiar lumpy T&D investments.
- DER not yet accepted common utility practice.
- Traditional T&D costing hurts prospects for DER.



Utility - Improved Business Rules

Key Points

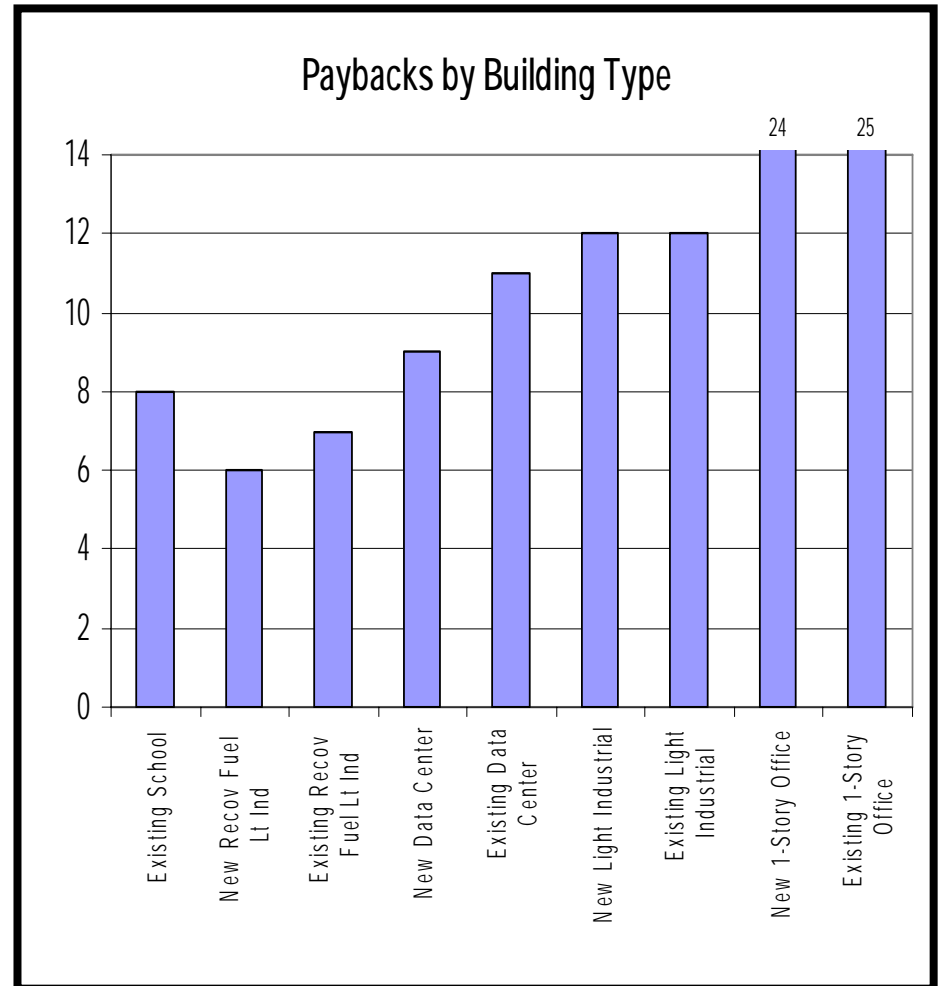
- DER economic for all load exceeding T&D capacity upon convergence of
 - regulatory permission
 - technical familiarity
 - utility practices
 - risk and reward sharing
- DER can defer large T&D lump investments.



- T&D upgrade deferred 7 years
- Cost-effective DER Capacity = 2.7 MW
- 2.7 MW = 15% of circuit load
- Total (net) savings = \$1 million

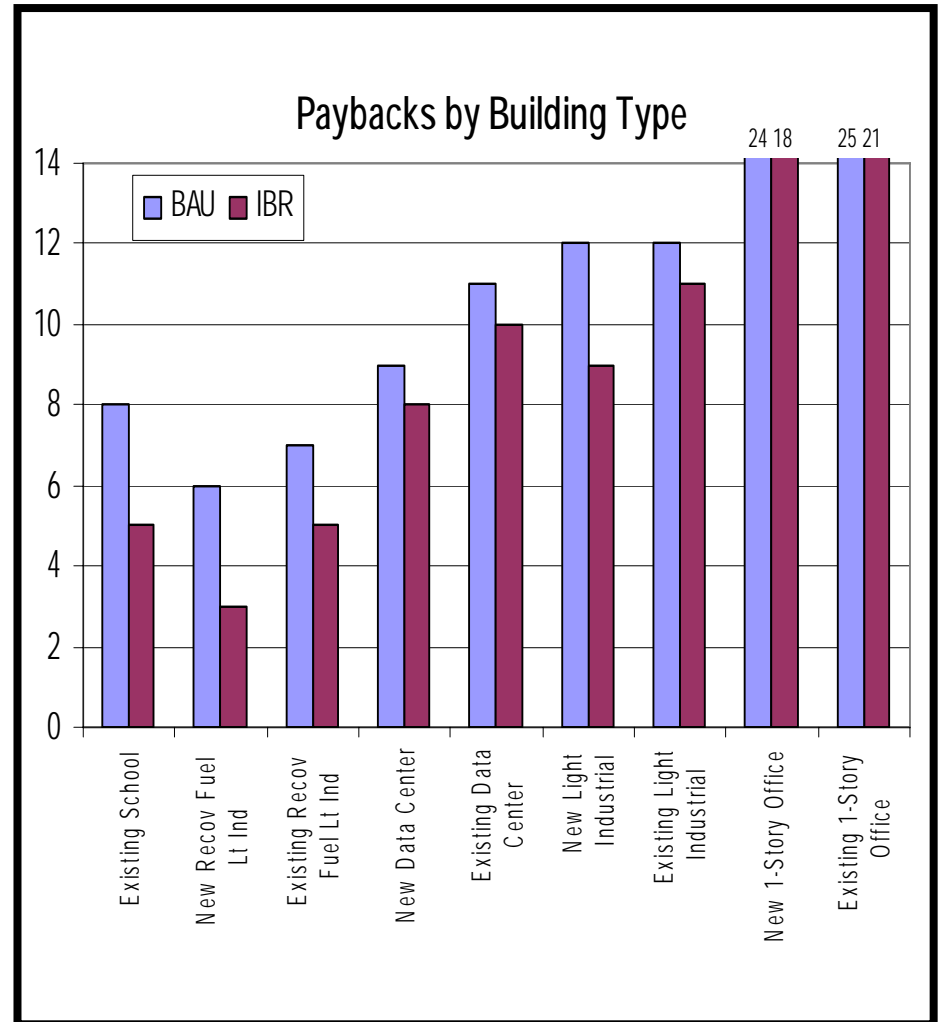
Key Points

- DTE energy costs less than DER operating costs
- Installation cost is key variable
- Rate structure limits to 2000 hours of operation per year
- DER economics (CHP)
 - 2 schools with 8 year payback
 - Large industrials with recoverable fuel opportunities (but none on feeder)



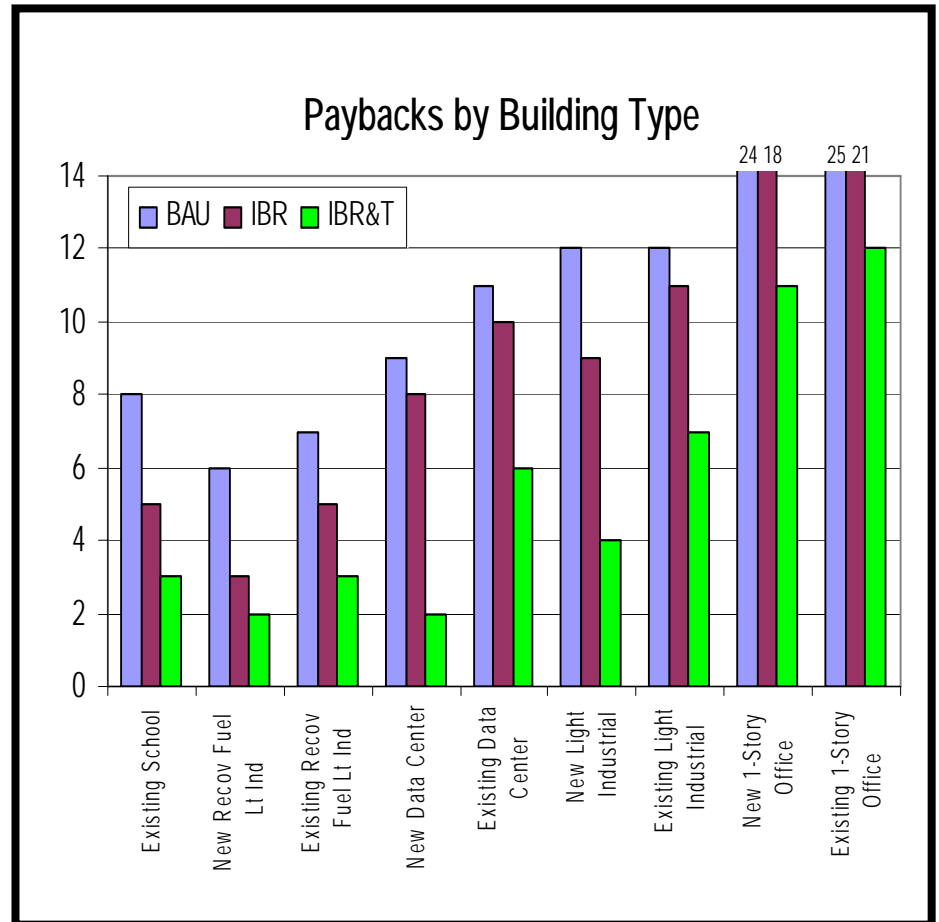
Key Points

- Shorter paybacks across the board
- Improved business rules streamline engineering and interconnection and lower installation costs
- Reliability & security could motivate customers to use DER for non-economic reasons
- DER economics
 - Existing schools
 - Existing and new light industrials with recoverable energy
 - Large industrials and new hospitals (but none on feeder)



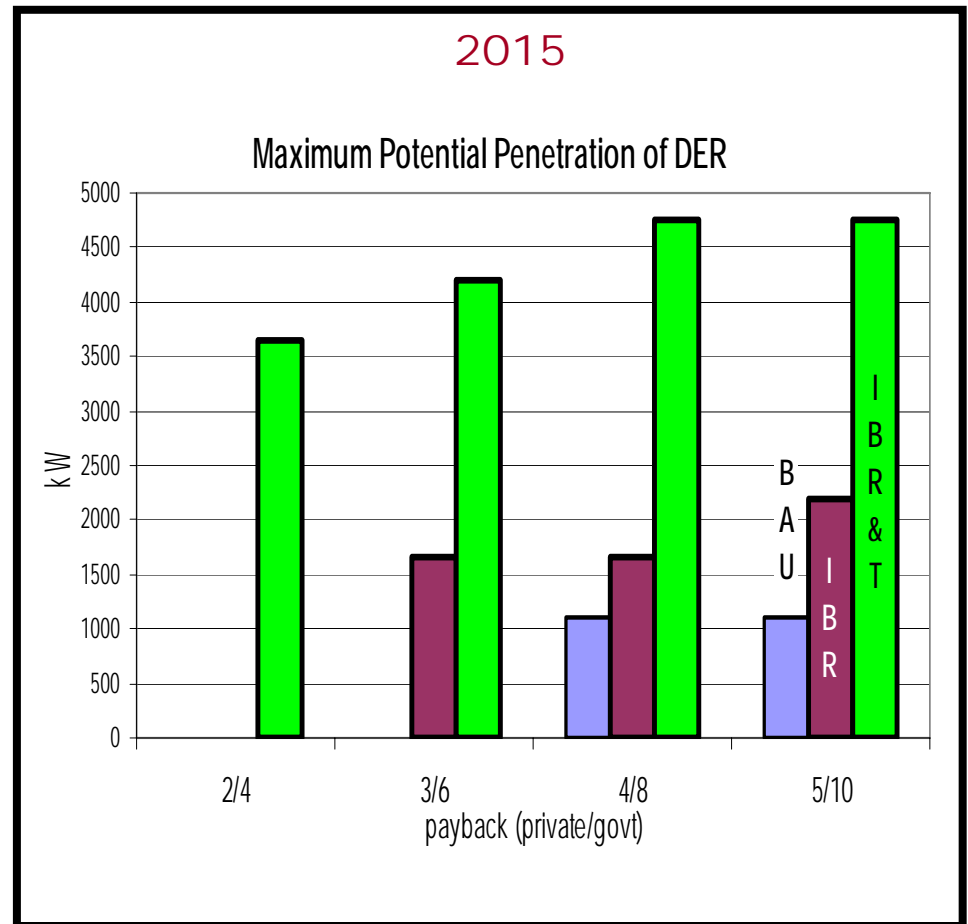
Key Points

- Technology advancements improve efficiency and reliability and lower installed costs further
- Favorable DER economics
 - Existing schools and new and existing light industrials with recoverable fuels
 - New light industrial and new data center
 - New hospitals, large industrials with recoverable fuels, new high rise office building (but none on feeder)



Key Points

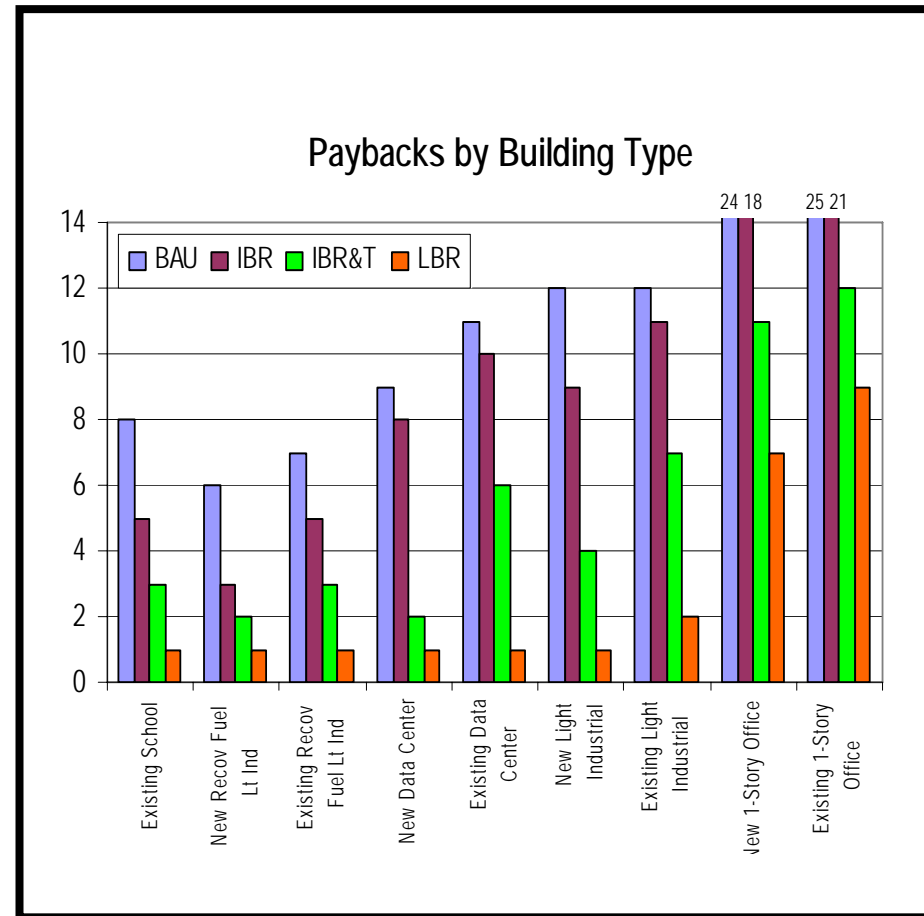
- Installations vary by economic payback threshold
- Improvements to technologies and business rules substantially improve customer-side economics
- Business as usual varies from zero to 1.1 MW
- Improved business rules varies from zero to 2.2 MW
- Improved rules and advanced technologies varies from zero to 4.6 MW



Key Points

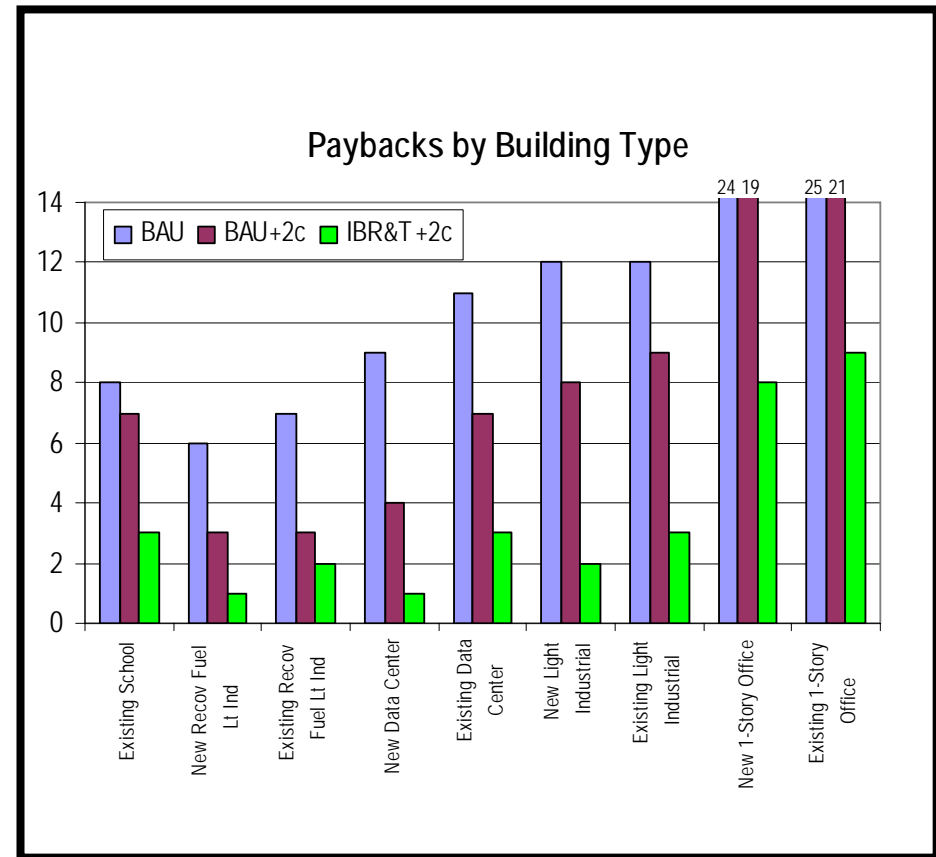
- Significant decreases in customer payback periods
- Utility can use pricing to induce customer DER installations
- Rate design
 - Only when and where needed
 - Revenue neutral to the utility
 - Demand charge spread over 200 hour critical peak period
 - 78¢/kWh (during 200 hours)
- DER energy efficiency opportunities reduced

“Locational” Demand Charge

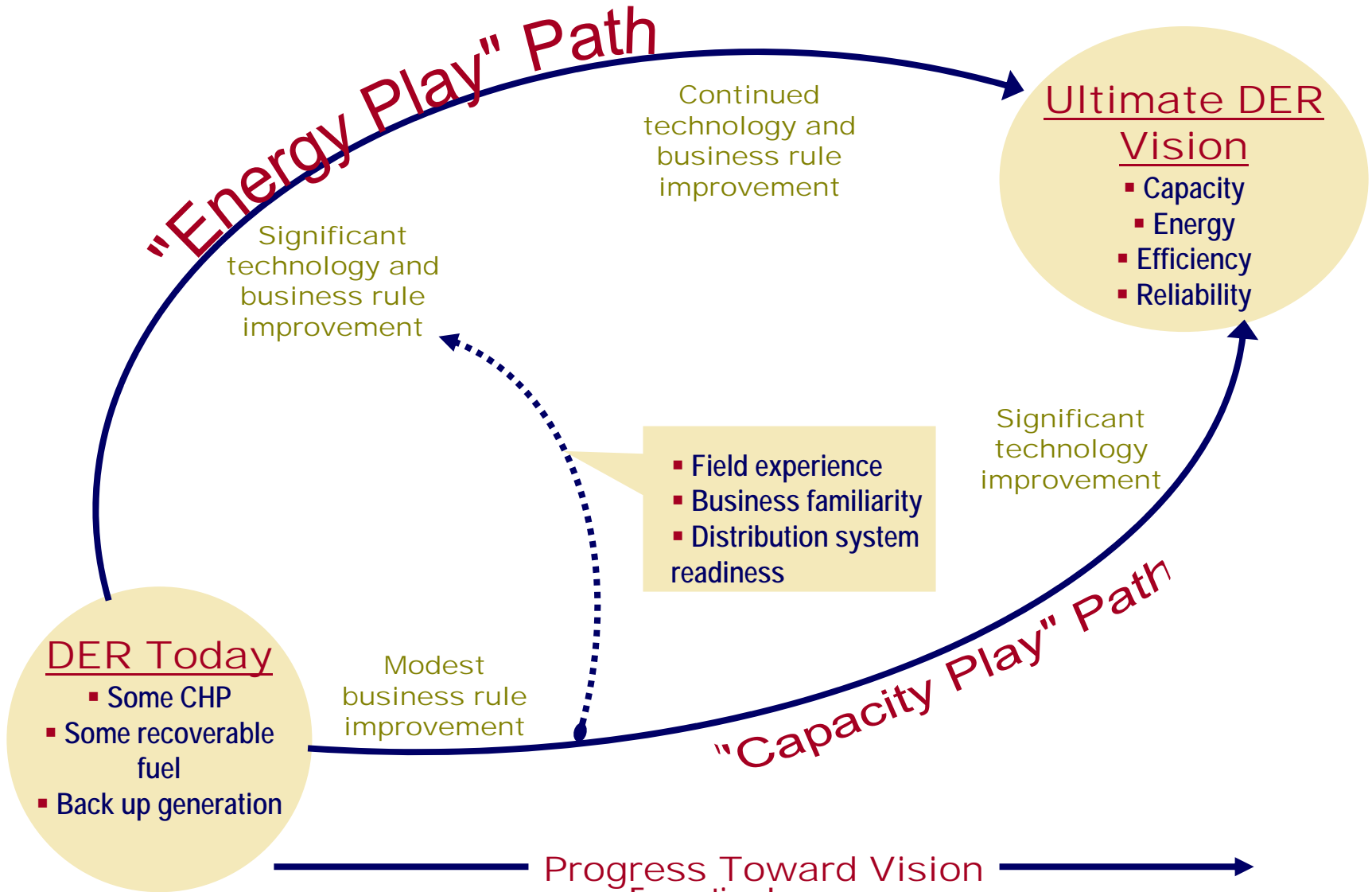


Key Points

- 4 cents per kWh for extrapolation to other areas
- Favorable economics for more customers, even without improved business rules or advanced technologies
- With advanced technologies, paybacks less than two years for several customers



Two Paths – One Goal



“Capacity Play”

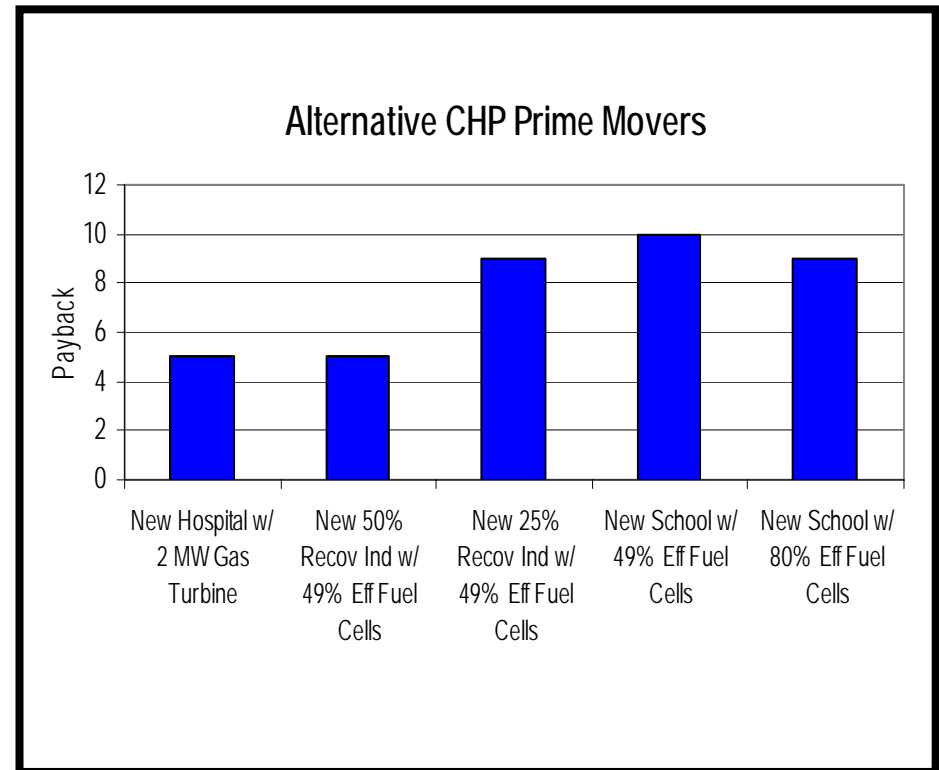
- **Utility works out the technical details and proof of operation first**
- **Encourage “all comers” to bid to supply T&D capacity as needed**
- **Need to upgrade distribution system for expanded distributed energy installations**
- **Ready customer-side of the market for future DER technology improvements**

"Energy Play"

Key Points

- Energy efficiency benefit not attained through capacity play
- Efficiency gains realized through combination of business rules and technology improvements
- Rate design can encourage efficiency and customer-side solutions
- Distribution system upgrades needed to support expanded customer installations

Improved Business Rules and Advanced Technologies Case



Conclusions

For circuit 9796, Pioneer Substation...

Utility Business Case

- Triggered by improved business rules
- Can be done with today's technologies
- Requires DER to be accepted utility business practice
- Requires regulatory acceptance of utility DER ownership

Customer Business Case

- Flourishes when advanced technologies available
- Requires lower capital costs and higher efficiencies
- Requires streamlined siting and permitting to lower installation costs

Joint Business Case

- Nearer-term “capacity play” using innovative pricing
- Longer-term “energy play” requires advanced technologies and DER friendly regulatory framework